

Age

- Despite gradual population ageing, the median age in six of our largest cities remains slightly younger than the national median.
- Manukau (41.9%) and Hamilton (40.9%) have the largest proportion of people under 25 years of age.

WHAT THIS IS ABOUT

The age structure of a community is one of its fundamental characteristics. It impacts on the range of services, facilities and opportunities that need to be planned for and provided at a local level.

This indicator uses Census data to show the proportion of the population in certain age bands in each city. Measures for this indicator include:

- Age structure
- Current and projected age.

WHAT DID WE FIND?

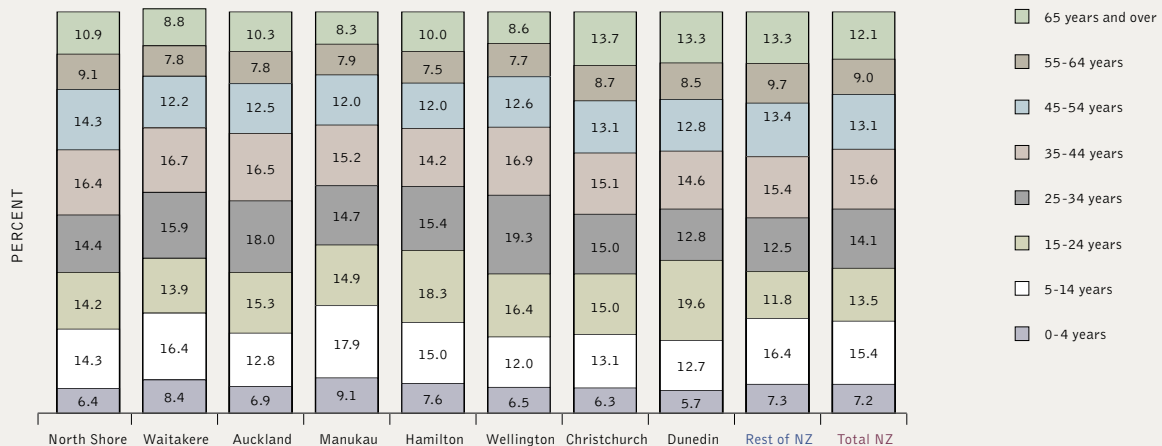
Age structure

Large cities are key hubs of employment growth and economic opportunities in New Zealand. Because of this the largest cities tend to contain higher proportions of people in the key working age groups than the rest of New Zealand. Cities attract people in search of work, income and educational opportunities and tend to be the home of New Zealand's main tertiary and learning institutions.

Wellington and Auckland cities in particular have an especially high proportion of the population in the 15-44 year age group (52.5% and 49.2% of their populations respectively), compared to the rest of New Zealand (39.8%).

AGE STRUCTURE (2001)

Data source: Statistics New Zealand, Census 2001



The European population of the eight cities has a much more pronounced ageing than that of the Maori, Pacific Islands and Asian populations. The concentration of individuals in the Maori and Pacific Islands populations occurs in the 0-44 years age group (85.5%), while in the Asian population it occurs slightly later in the 5-54 years age group (83.1%). The most notable difference between the ethnic groups appears in the 5-14 years age group. For Pacific Islands people this age group makes up 24.1% of the population, for Maori it is 22.8%, Asian 15.5%, and for Europeans 13.2%.

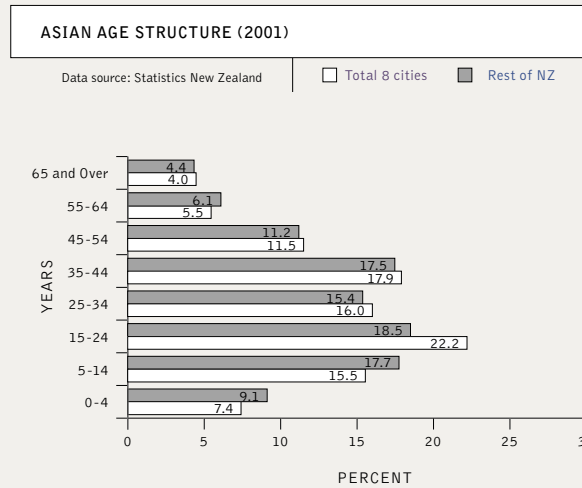
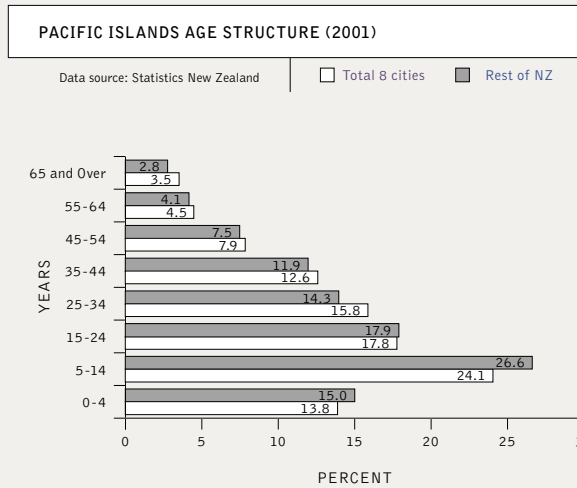
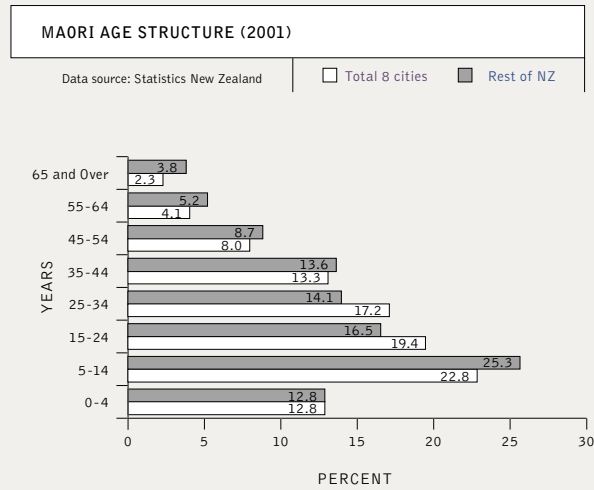
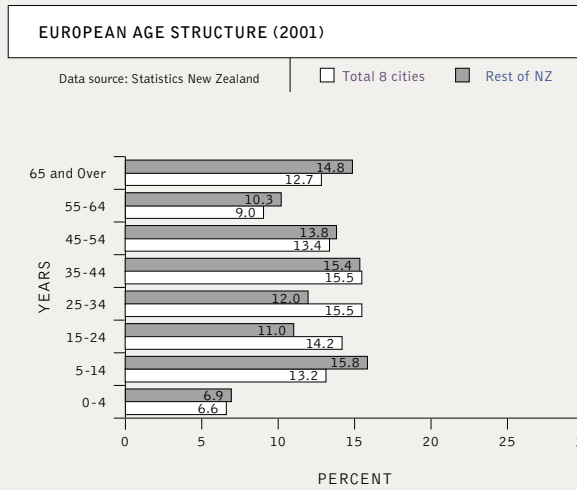
Age

Continued...



The Pacific Islands and Maori populations have the youngest age structures of any ethnic group, due in large part to higher fertility rates and larger family sizes.

Comparing the age structures for the eight cities and the rest of New Zealand, lower proportions of people aged under 14 years and over 55 years live in the eight cities, compared to the rest of New Zealand (with the exception of the Pacific Islands ethnic group).



Age

Continued...

Current and projected age

New Zealand is following similar patterns to other developed countries with an ageing of its population. Nationally, the median age has increased from 30 years in 1991 to 34 years in 2001. This trend of population ageing is projected to continue, with the median age for New Zealand reaching 40 years by 2021.¹⁷

The trend toward population ageing is also occurring in our largest cities. The median age in Christchurch and North Shore (both at 35 years in 2001) is above the national median of 34 years, and is projected to remain higher than the median age for the other large cities well into this century. Both Christchurch and North Shore have relatively large European populations, which tend to have lower fertility rates and smaller family sizes than other ethnic groups. Christchurch currently has 13.7% of its population aged 65 years or older. Dunedin also has a higher proportion of older people aged 65 years or more, again possibly reflecting its largely European population.

Despite gradual population ageing, the median age in six of our largest cities remains slightly younger than the national median. For example, the Manukau and Hamilton median age in 2001 was 30 years compared to 36 for the rest of New Zealand. Cities such as Manukau, Hamilton and Waitakere have relatively young populations, 41.9% (98,772) of Manukau's population, 40.9% (36,078) of Hamilton's population and 38.7% (53,868) of Waitakere's population is under 25 years. These cities have higher proportions than other cities of Maori and/or Pacific Islands people in their populations; ethnic groups that are associated with higher fertility rates and larger family sizes.

CURRENT AND PROJECTED MEDIAN AGE (2001, 2011, 2021)									
	North Shore	Waitakere	Auckland	Manukau	Hamilton	Wellington	Christchurch	Dunedin	Total NZ
2001	35.0	32.0	33.0	30.0	30.0	32.0	35.0	34.0	34.0
2011	37.3	34.5	34.4	32.7	31.9	34.9	38.4	35.3	38.0
2021	39.5	36.6	36.6	34.8	33.4	36.5	40.6	37.3	40.0

Data source: Statistics New Zealand

¹⁷ Medium scenario projections with a base of 30 June 2001.